

POPULATION BY AGE



2019 Household Income (Esri)	Value
less than \$15,000	0.3%
\$15,000-\$24,999	4.7%
\$25,000-\$34,999	5.6%
\$35,000-\$49,999	7.0%
\$50,000-\$74,999	19.5%
\$75,000-\$99,999	18.0%
\$100,000-\$149,999	25.5%
\$150,000-\$199,999	9.6%
\$200,000 or greater	9.9%




U.S. Census Bureau, Esri forecasts for 2019 and 2024, Esri Vintage 2019 Time Series

DEMOGRAPHICS AND KEY INDICATORS

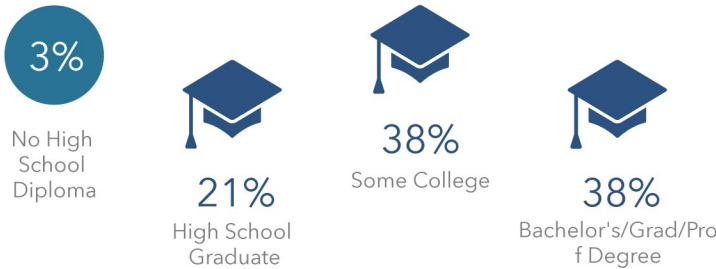
Arroyo Vista | Census Tract 47.44

7,782 2019 Total Population	2,724 2019 Total Households	\$91,335 2019 Median Household Income	\$310,937 2019 Median Net Worth	42 Total Businesses
35.9 2019 Median Age	2.86 2019 Average Household Size	\$39,292 2019 Per Capita Income	\$74,109 2019 Median Disposable Income	1,205 Total Employees


EMPLOYMENT



EDUCATION



INTERNET ACCESS



ANNUAL HOUSEHOLD SPENDING



ANNUAL LIFESTYLE SPENDING



HOUSING STATS



Source: This infographic contains data provided by American Community Survey (ACS), Esri, Esri and Bureau of Labor Statistics, Esri and GfK MRI, Esri and Infogroup. The vintage of the data is 2013-2017, 2019.