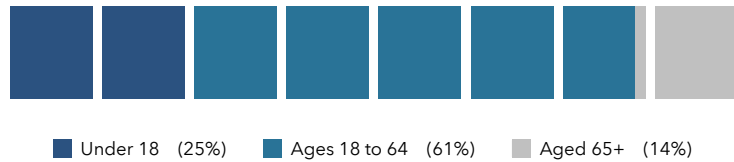


DEMOGRAPHICS AND KEY INDICATORS

Census Tract 46.04



POPULATION BY AGE



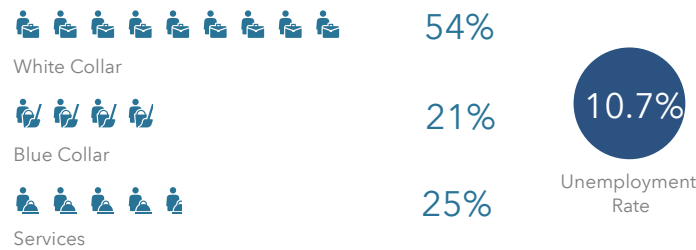
2019 Household Income (Esri)	Value
less than \$15,000	12.5%
\$15,000-\$24,999	13.7%
\$25,000-\$34,999	12.8%
\$35,000-\$49,999	17.1%
\$50,000-\$74,999	16.3%
\$75,000-\$99,999	11.7%
\$100,000-\$149,999	11.2%
\$150,000-\$199,999	3.2%
\$200,000 or greater	1.6%



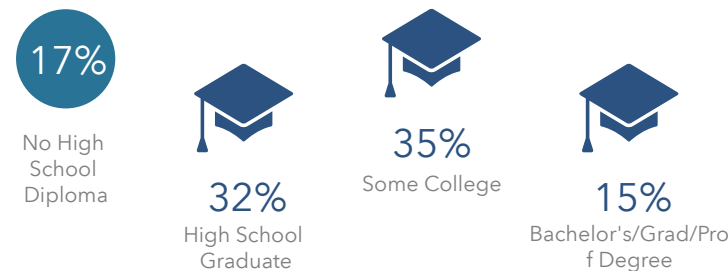
U.S. Census Bureau, Esri forecasts for 2019 and 2024, Esri Vintage 2019 Time Series

5,620 2019 Total Population	1,756 2019 Total Households	\$43,532 2019 Median Household Income	\$102,229 2019 Median Net Worth	63 Total Businesses
35.5 2019 Median Age	3.15 2019 Average Household Size	\$18,668 2019 Per Capita Income	\$37,443 2019 Median Disposable Income	389 Total Employees

EMPLOYMENT



EDUCATION



INTERNET ACCESS



ANNUAL HOUSEHOLD SPENDING



ANNUAL LIFESTYLE SPENDING



HOUSING STATS

