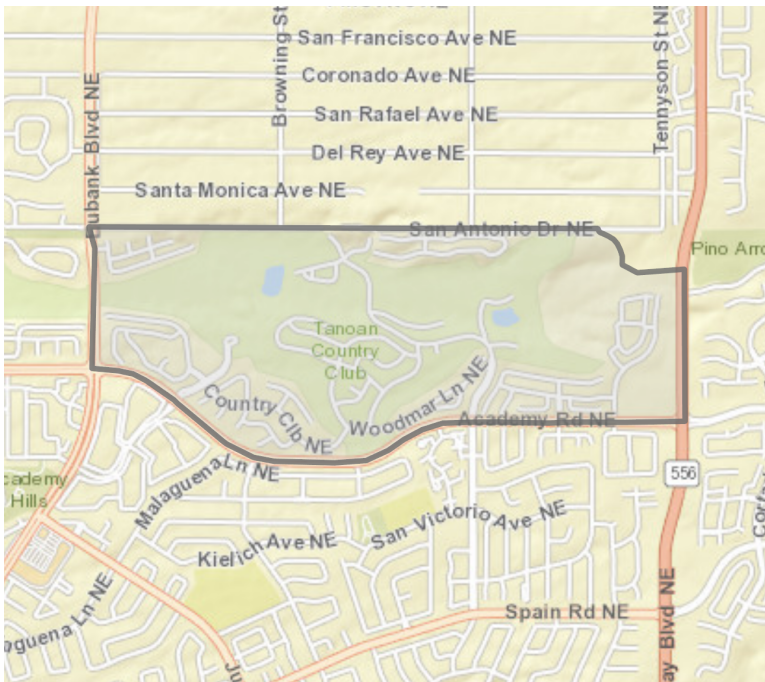
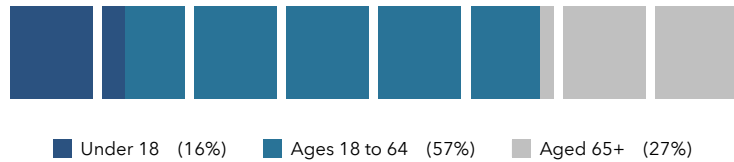


DEMOGRAPHICS AND KEY INDICATORS

Census Tract 37.26



POPULATION BY AGE



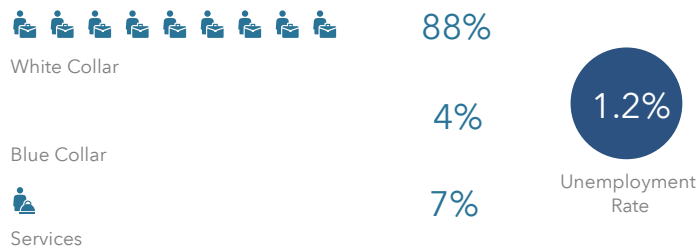
2019 Household Income (Esri)	Value
less than \$15,000	4.5%
\$15,000-\$24,999	5.6%
\$25,000-\$34,999	4.5%
\$35,000-\$49,999	7.2%
\$50,000-\$74,999	7.9%
\$75,000-\$99,999	13.7%
\$100,000-\$149,999	25.2%
\$150,000-\$199,999	13.4%
\$200,000 or greater	18.1%



U.S. Census Bureau, Esri forecasts for 2019 and 2024, Esri Vintage 2019 Time Series

2,386 2019 Total Population	1,033 2019 Total Households	\$108,971 2019 Median Household Income	\$707,745 2019 Median Net Worth	54 Total Businesses
52.6 2019 Median Age	2.31 2019 Average Household Size	\$64,780 2019 Per Capita Income	\$88,350 2019 Median Disposable Income	405 Total Employees

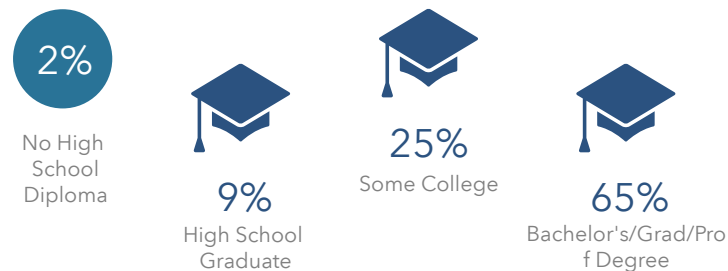
EMPLOYMENT




ANNUAL HOUSEHOLD SPENDING



EDUCATION



ANNUAL LIFESTYLE SPENDING



INTERNET ACCESS



HOUSING STATS

