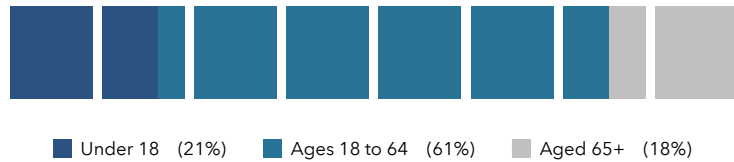


DEMOGRAPHICS AND KEY INDICATORS

Census Tract 24.01



POPULATION BY AGE




2019 Household Income (Esri)	Value
less than \$15,000	11.1%
\$15,000-\$24,999	7.6%
\$25,000-\$34,999	15.6%
\$35,000-\$49,999	22.7%
\$50,000-\$74,999	17.9%
\$75,000-\$99,999	11.0%
\$100,000-\$149,999	10.3%
\$150,000-\$199,999	3.2%
\$200,000 or greater	0.6%



U.S. Census Bureau, Esri forecasts for 2019 and 2024, Esri Vintage 2019 Time Series

5,162 2019 Total Population	1,856 2019 Total Households	\$44,045 2019 Median Household Income	\$107,614 2019 Median Net Worth	109 Total Businesses
39.1 2019 Median Age	2.78 2019 Average Household Size	\$20,682 2019 Per Capita Income	\$38,206 2019 Median Disposable Income	805 Total Employees

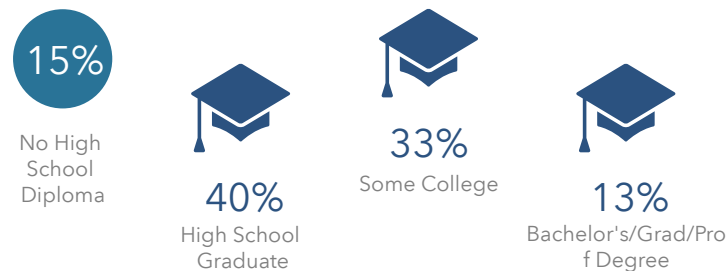
EMPLOYMENT




ANNUAL HOUSEHOLD SPENDING




EDUCATION



ANNUAL LIFESTYLE SPENDING



INTERNET ACCESS



HOUSING STATS

