

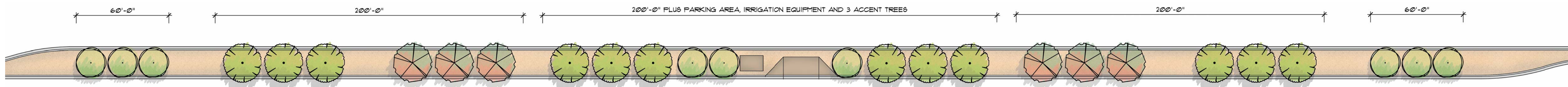
CITY OF ALBUQUERQUE

PROTOTYPE MEDIAN LANDSCAPE


MASTER PLANT LIST

KEY	COMMON NAME	BOTANICAL NAME	SIZE		REMARKS	WATER USE
			INSTALLED	MATURE		
SHADE TREES						
APA	Autumn Purple Ash	Fraxinus americana 'Autumn Purple'	2" cal., 12' – 14' ht.	40' ht., 25'spd.	30" Box	M
FE	Frontier Elm	Ulmus parvifolia 'Frontier'	2" cal., 11' – 13' ht.	30' ht., 30' spd.	30" Box	M
HL	Honey Locust	Gleditsia triacanthos inermis spp.	2" cal., 12' – 14' ht.	50' ht., 25' spd.	30" Box	M
LE	Lacebark Elm	Ulmus parvifolia 'Emer II' (Allee)	2" cal., 12' – 14' ht.	30' ht., 25' spd.	30" Box	M
LPT	London Plane Tree	Platanus acerifolia	2" cal., 12' – 14' ht.	50' ht., 30' spd.	30" Box	M
MA	Modesto Ash	Fraxinus velutina 'Modesto'	2" cal., 12' – 14' ht.	40' ht., 25' spd.	30" Box	M
SBE	Sensation Box Elder	Acer negundo 'Sensation'	2" cal., 12' – 14' ht.	30' ht., 25' spd.	30" Box	M
UA	Urbanite Ash	Fraxinus pennsylvanica 'Urbanite'	2" cal., 10' – 12' ht.	40' ht., 25' spd.	30" Box	M
WH	Western Hackberry	Celtis occidentalis	2" cal., 12' – 14' ht.	30' ht., 30' spd.	30" Box	M
EVERGREEN TREES						
AP	Austrian Pine	Pinus nigra	Min. 5' ht.	30' ht., 20' spd.	30" Box	M
ACCENT TREES						
DW	Desert Willow	Chilopsis linearis	Min. 10' ht.	25' ht., 20' spd.	30" Box, Multi-Trunk	M
ER	Eastern Redbud	Cercis canadensis	2" cal., 10' – 12' ht.	20' ht., & spd.	30" Box	M
ESE	Emerald Sunshine Elm	Ulmus propinqua 'Emerald Sunshine'	2" cal., 10' – 12' ht.	20' ht., & spd.	30" Box	M
GRT	Goldenrain Tree	Koeleruteria paniculata	2" cal, 10'-12' ht.	25' ht., 20' spd.	30" Box, Single-Trunk or Multi-Trunk	M
OP	Ornamental Pear	Pyrus calleryana 'Chanticleer'	2" cal., 10-12' ht.	25' ht., 20' spd.	30" Box	M
RC	Radiant Crabapple	Malus 'Radiant'	2" cal., 10'-12' ht.	25' ht., 20' spd.	30" Box	M
WT	Washington Hawthorn	Crataegus phaenopyrum	2" cal., 10-12' ht.	20' ht., 20' spd.	30" Box	M
VERTICAL SHRUBS						
CRC	Canada Red Chokecherry	Prunus virginiana 'Canada Red'	Min. 4' ht.	15' ht. & 6' spd.	15-Gal.	M
CRM	Crape Myrtle	Lagerstroemia indica 'Zuni' Min.	4' ht.	8' ht., 6' spd.	15-Gal.	M
CT	Cockspur Hawthorn	Crataegus crus-galli	Min. 4' ht.	8' ht. & spd.	15-Gal., Multi-Trunk	L
MJ	Moonglow Juniper	Juniperus scopulorum 'Moonglow'	Min. 4' ht.	15' ht. & 6' spd.	15-Gal.	L
NMO	New Mexico Olive	Foresteria neomexicana	Min. 4' ht.	15' ht., 10' spd.	15-Gal.	M
SJ	Skyrocket Juniper	Juniperus scopulorum 'Skyrocket'	Min. 4' ht.	15' ht., 2' spd.	15-Gal.	L
LARGE SHRUBS						
APL	Apache Plume	Fallugia paradoxa	Min. 18" ht.	5' ht. & spd.	5-Gal.	L
BG	Bear Grass	Nolina texana	Min. 18" ht.	3' ht. & spd.	5-Gal.	L
BM	Blue Mist	Caryopteris x clandonensis	Min. 18" ht.	4' ht. & spd.	5-Gal.	M
BAR	Red-Leaf Barberry	Berberis thunbergii 'Atropurpurea'	Min. 18" ht.	4' ht. & spd.	5-Gal.	M
LP	Leadplant	Amorpha canescens	Min 12" ht.	3' ht. & spd.	5-Gal.	L
RY	Red Yucca	Hesperaloe parviflora	Min. 18" ht.	4' ht. & spd.	5-Gal.	L
S	Sotol	Dasylirion wheeleri	Min. 18" ht.	4' ht. & spd.	5-Gal.	L
TB	Turpentine Bush	Ericameria laricifolia	Min. 8" ht.	3' ht., & spd.	5-Gal.	L
TLS	Three-leaf	Sumac Rhus trilobata	Min. 18" ht.	5' ht. & spd.	5-Gal.	L
SMALL SHRUBS						
BA	Blue Avena	Helictotrichon sempervirens	Min. 8" ht.	2' ht. & spd.	5-Gal.	M
BCJ	Blue Chip Juniper	Juniperus horizontalis 'Blue Chip'	Min. 10" spd.	12" ht. & 6' spd.	5-Gal.	L
BF	Blue Fescue	Festuca ovina 'Glaucua'	Min. 6" ht.	12" ht. & 2' spd.	5-Gal.	L
CPB	Crimson Pygmy Barberry	Berberis thunbergii 'Crimson Pygmy'	Min. 6" ht.	2' ht. & spd.	5-Gal.	M
CS	Cherry Sage	Salvia greggii	Min. 12" ht..	3' ht. & spd.	5-Gal.	M
DN	Dwarf Nandina	Nandina domestica 'Fire Power'	Min. 6" ht.	2' ht. & spd.	5-Gal.	M
DR	Dwarf Rabbitbrush	Chrysothamnus nauseosus nauseosus	Min. 8" ht.	2' ht. & spd.	5-Gal.	L
GLS	Gro-Low Sumac	Rhus aromatica 'Gro-Low'	Min. 12" spd.	2' ht., 4' spd.	5-Gal.	M
HFG	Hameln Fountain Grass	Pennisetum alopecuroides 'Hameln'	Min. 6" ht.	2' ht. & spd.	5-Gal.	M
KRF	Karley Rose Fountain Grass	Pennisetum Orientale 'Karley Rose'	Min. 6" ht.	2' ht. & spd.	5-Gal.	M
FG	Karl Foerster Grass	Calamagrostis x acutiflora 'Karl Foerster'	Min. 8" ht.	3' ht., 2' spd.	5-Gal.	M
MB	Miniature Butterfly Bush	Buddleia x blue chip 'Lo and Behold'	Min 8" ht.	3'ht, & spd.	5-Gal.	M
PLY	Pale Leaf Yucca	Yucca pallida	Min. 8" ht.	2' ht. & 3' spd.	5-Gal.	M
RGW	Royal Gold Woadwaxen	Genista tinctoria 'Royal Gold'	Min 6" ht.	2' ht. & spd.	5-Gal.	L
TLY	Twist Leaf Yucca	Yucca rupicola	Min. 8" ht.	2' ht. & 3' spd.	5-Gal.	L
PERENNIALS						
AJS	Autumn Joy Sedum	Sedum telephium 'Autumn Joy'	Min. 6" ht.	2' ht. & spd.	1-Gal.	L
CPH	Creeping Phlox	Phlox subulata	Min. 6" ht.	12' ht. & 2' spd.	1-Gal.	L
GM	Globe Mallow	Sphaeralcea munroana	Min. 6" ht.	3' ht., 2' spd.	1-Gal.	L
MP	Mexican Primrose	Oenothera speciosus 'Rosea'	Min. 6" ht.	10" ht., 18" spd.	1-Gal.	M
SDD	Stella d'Oro Daylily	Heemerocallis 'Stella d'Oro'	Min. 4" ht.	12" ht. & spd.	1-Gal.	L
WLC	Walker's Low Catmint	Nepeta x 'Walker's Low'	Min. 4" ht.	12" ht. & spd.	1-Gal.	L


Stately Line of Trees



EXAMPLE LAYOUT
1" = 30'-0"


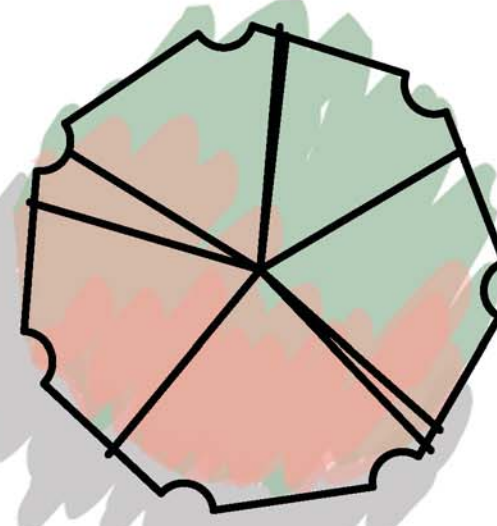



200' POD
1" = 10'-0"



60' POD
1" = 10'-0"

PLANT LEGEND (See Master Plant List for Species and Size)

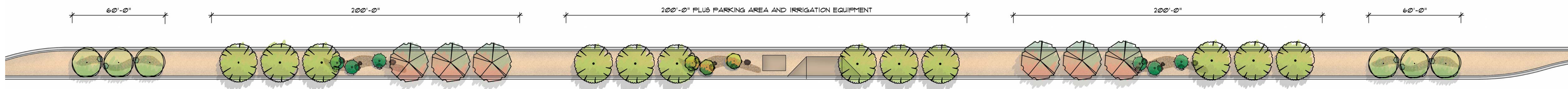
SYMBOL	PLANT TYPE	QTY. (200' POD)	QTY. (60' POD)
	SHADE TREE	6	0
			
	ACCENT TREE	0	3



City of Albuquerque: Prototype Median Landscapes

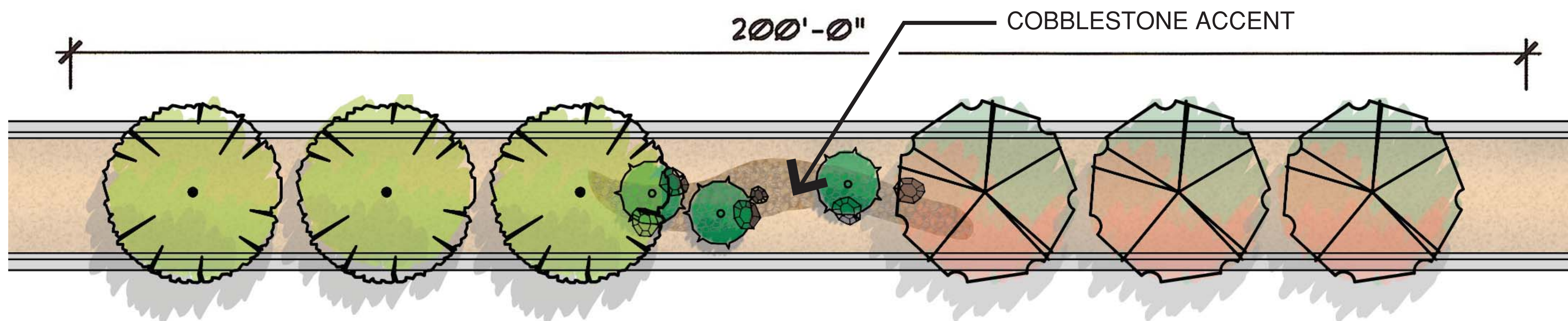
Capital Implementation Program, Department of Municipal Development

Stately Line of Trees with Vertical Shrubs




EXAMPLE LAYOUT

1" = 30'-0"



200' POD


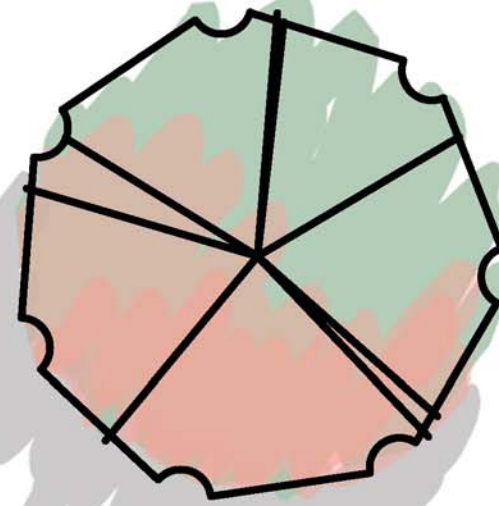

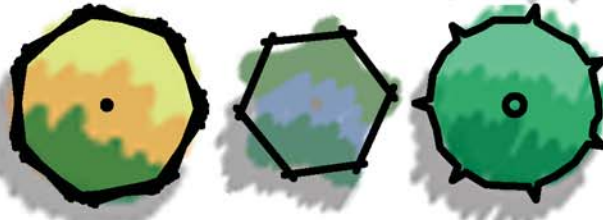
1" = 10'-0"



60' POD

1" = 10'-0"

PLANT LEGEND (See Master Plant List for Species and Size)

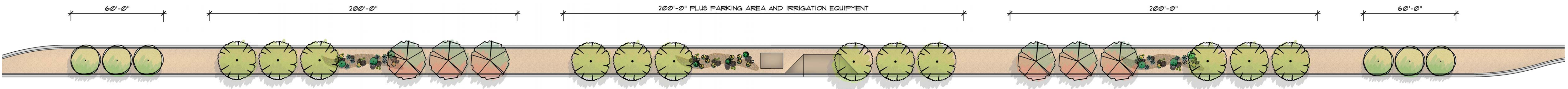
SYMBOL	PLANT TYPE	QTY. (200' POD)	QTY. (60' POD)
 	SHADE TREE	6	0
	ACCENT TREE	0	3
	VERTICAL SHRUB	3	3



City of Albuquerque: Prototype Median Landscapes

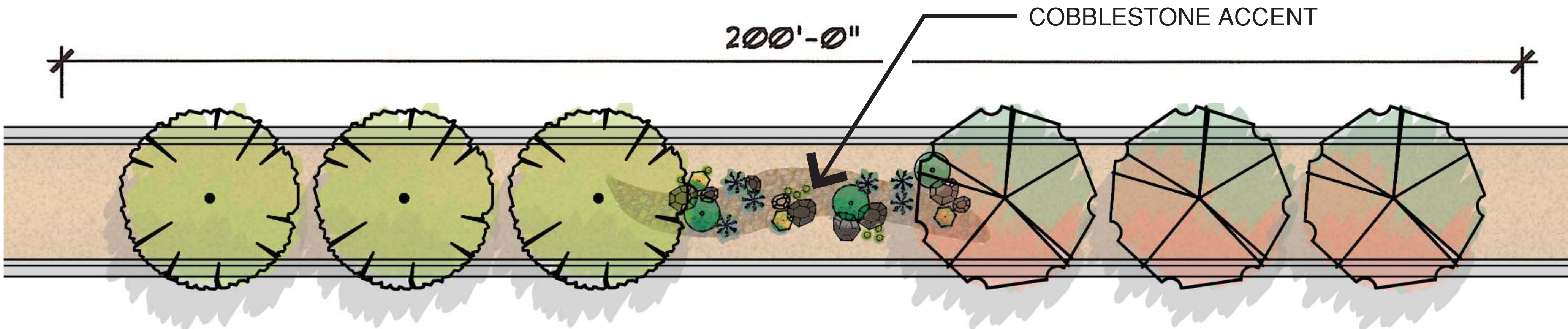
Capital Implementation Program, Department of Municipal Development

Stately Line of Trees with Shrub Accents




EXAMPLE LAYOUT

1" = 30'-0"



200' POD


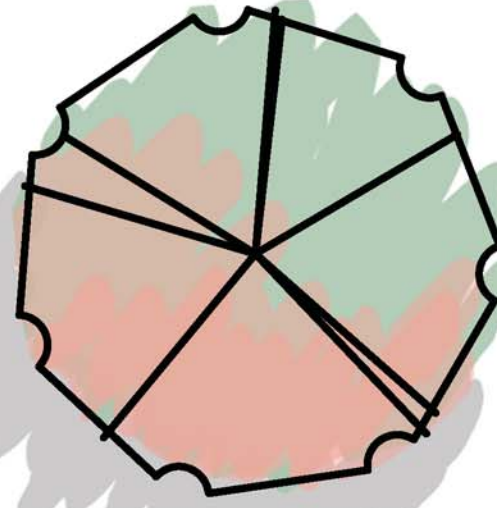




1" = 10'-0"



60' POD

1" = 10'-0"

PLANT LEGEND (See Master Plant List for Species and Size)

SYMBOL	PLANT TYPE	QTY. (200' POD)	QTY. (60' POD)
 	SHADE TREE	6	0
	ACCENT TREE	0	3
	LARGE SHRUB	3	0
	SMALL SHRUB	9	0
	PERENNIAL	8	0

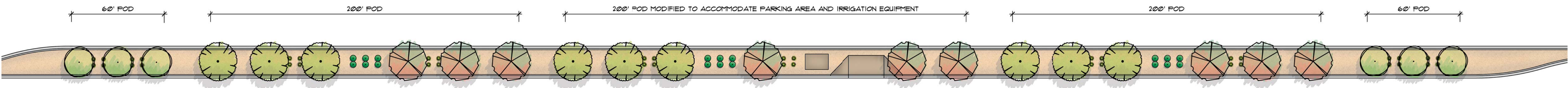


City of Albuquerque: Prototype Median Landscapes

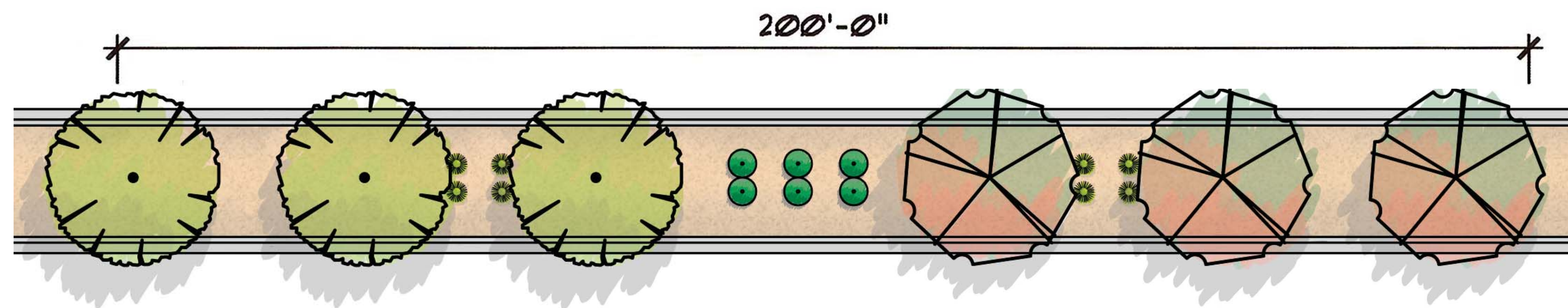
Capital Implementation Program, Department of Municipal Development



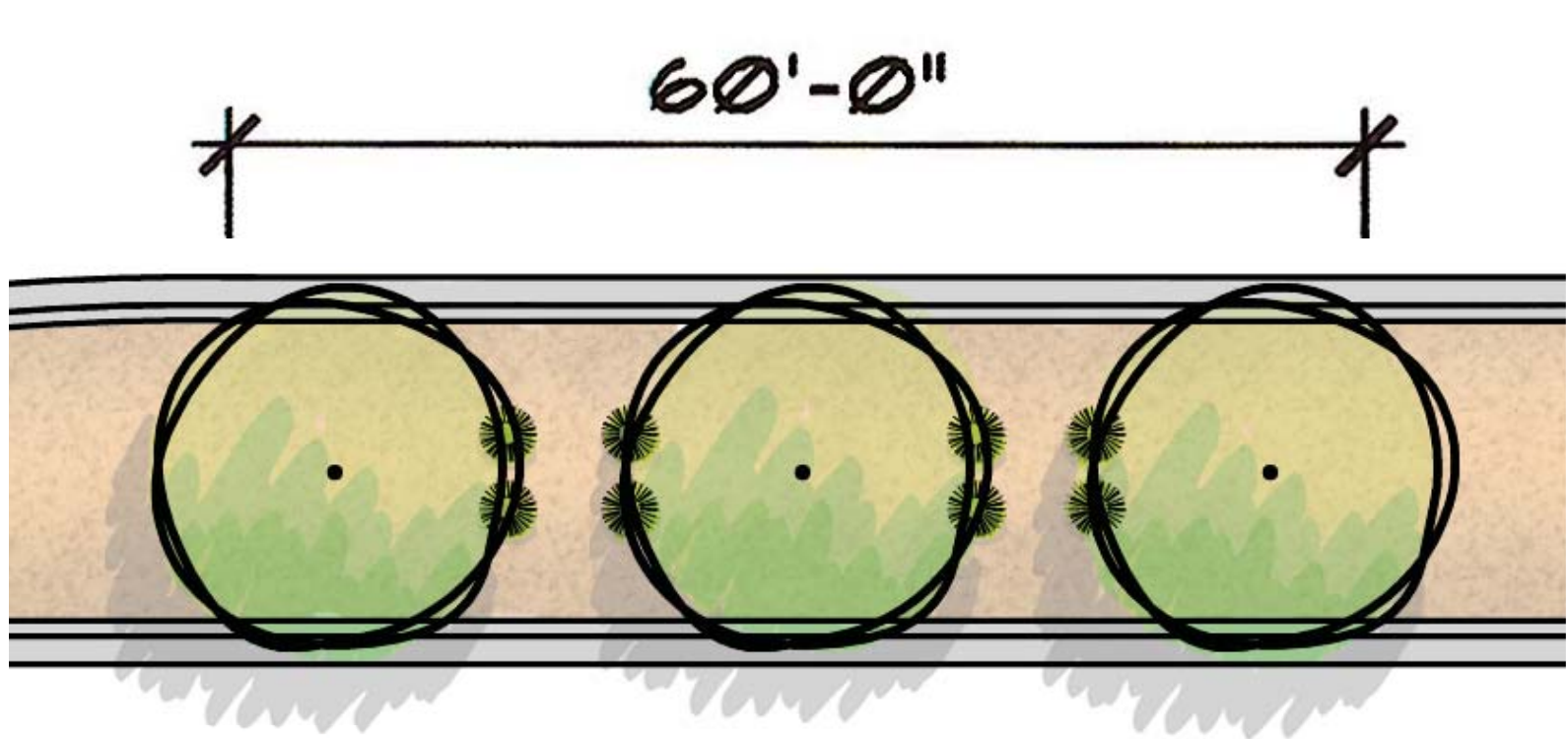
Stately Line of Trees with Flowering Shrubs



EXAMPLE LAYOUT
1" = 30'-0"








200' POD
1" = 10'-0"



60' POD
1" = 10'-0"

PLANT LEGEND (See Master Plant List for Species and Size)

SYMBOL	PLANT TYPE	QTY. (200' POD)	QTY. (60' POD)
 	SHADE TREE	6	0
	ACCENT TREE	0	3
	LARGE SHRUB	6	0
	SMALL SHRUB	8	8

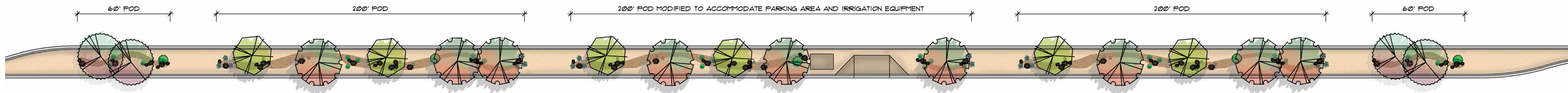


City of Albuquerque: Prototype Median Landscapes

Capital Implementation Program, Department of Municipal Development

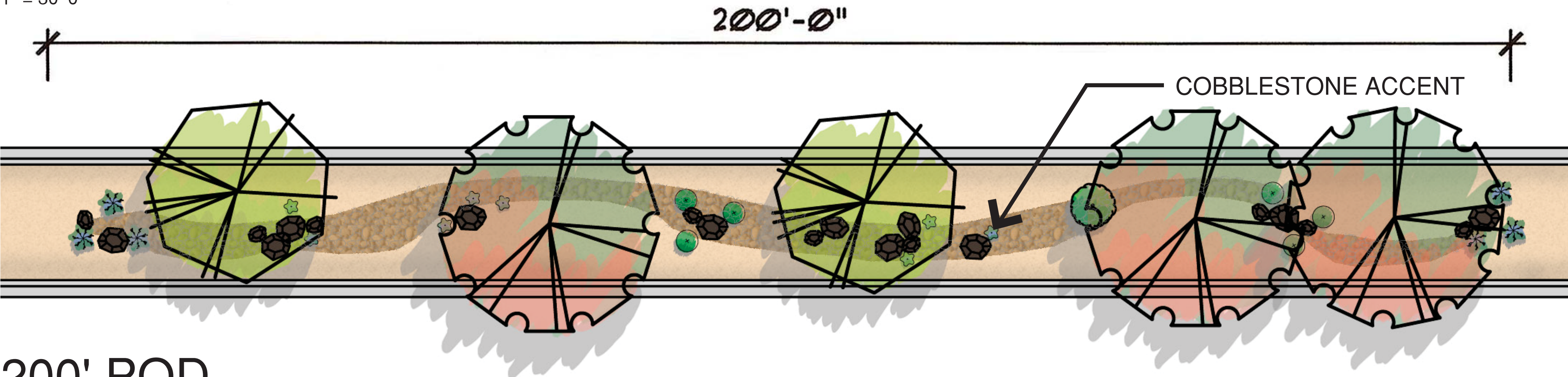


Stately Line of Trees with Planting Pockets



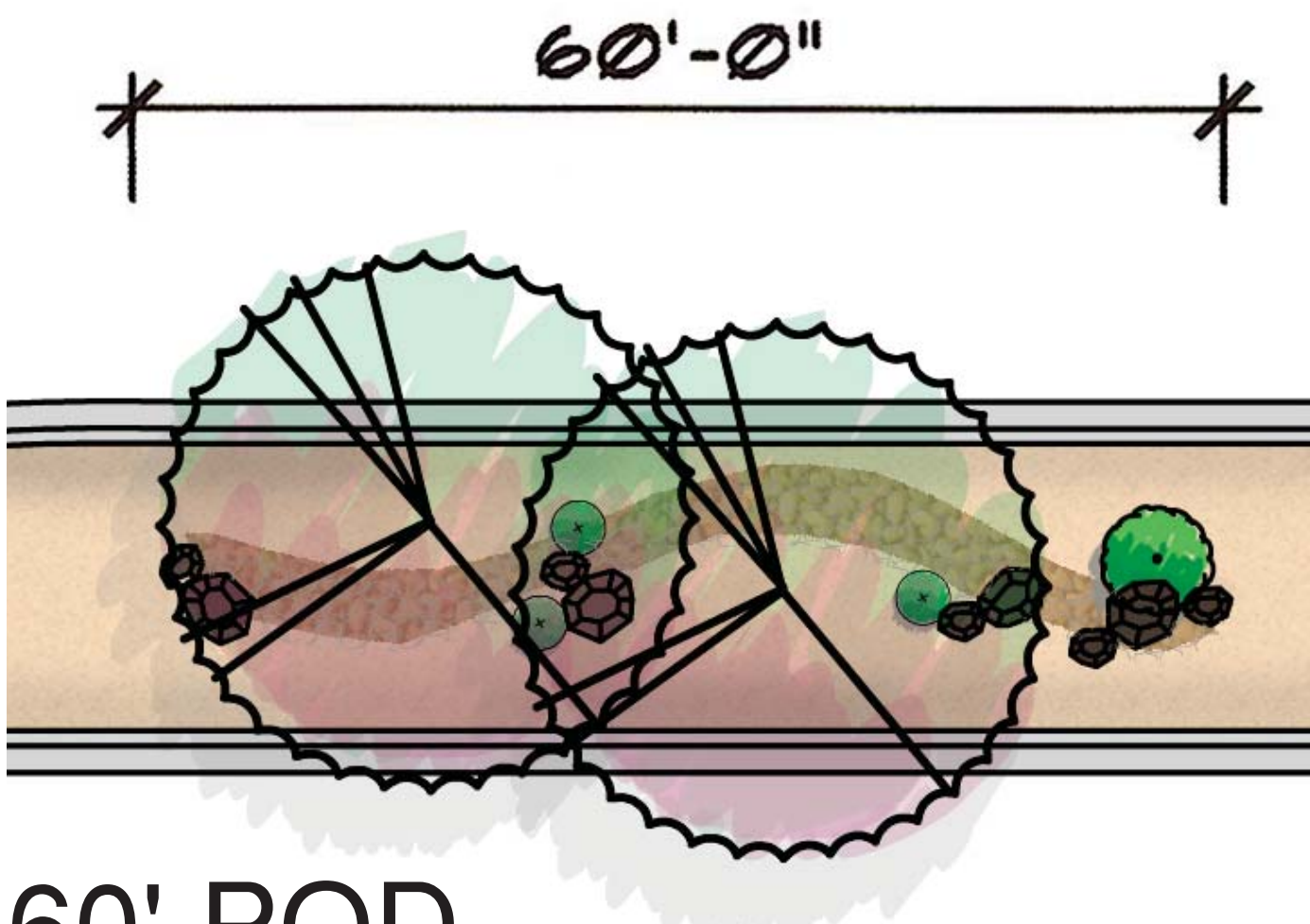
EXAMPLE LAYOUT

1" = 30'-0"



200' POD

1" = 10'-0"



60' POD

1" = 10'-0"

PLANT LEGEND (See Master Plant List for Species and Size)

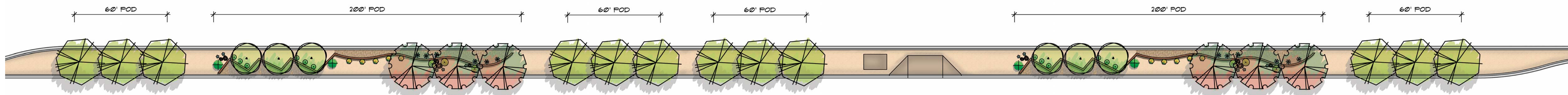
SYMBOL	PLANT TYPE	QTY. (200' POD)	QTY. (60' POD)
	SHADE TREE	3	2
	ACCENT TREE	2	0
	LARGE SHRUB	1	1
	SMALL SHRUB	12	3
	PERENNIAL	8	6



City of Albuquerque: Prototype Median Landscapes

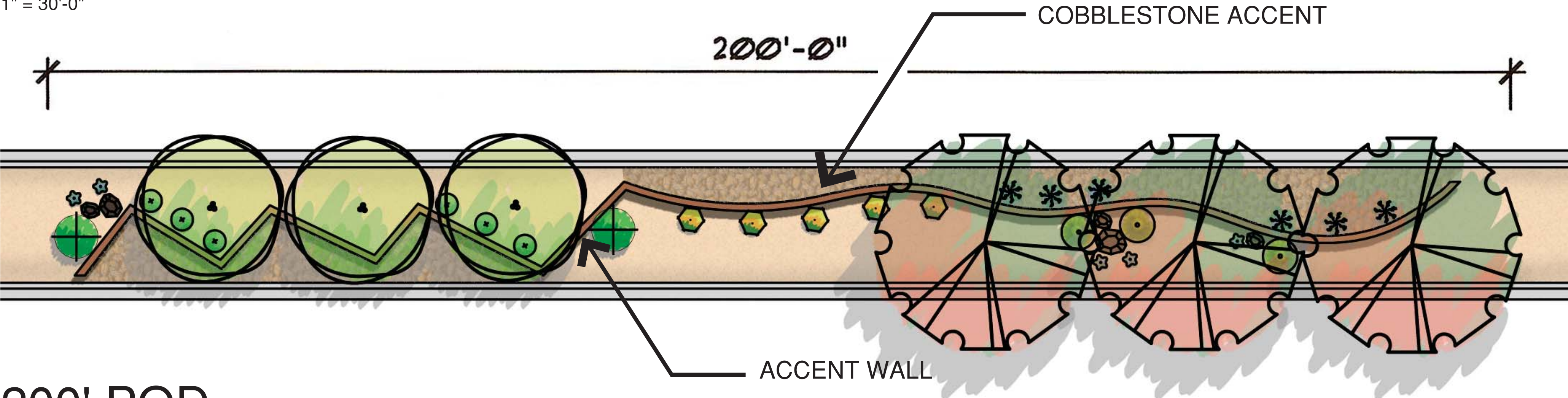
Capital Implementation Program, Department of Municipal Development

Stately Line of Trees with Accent Walls



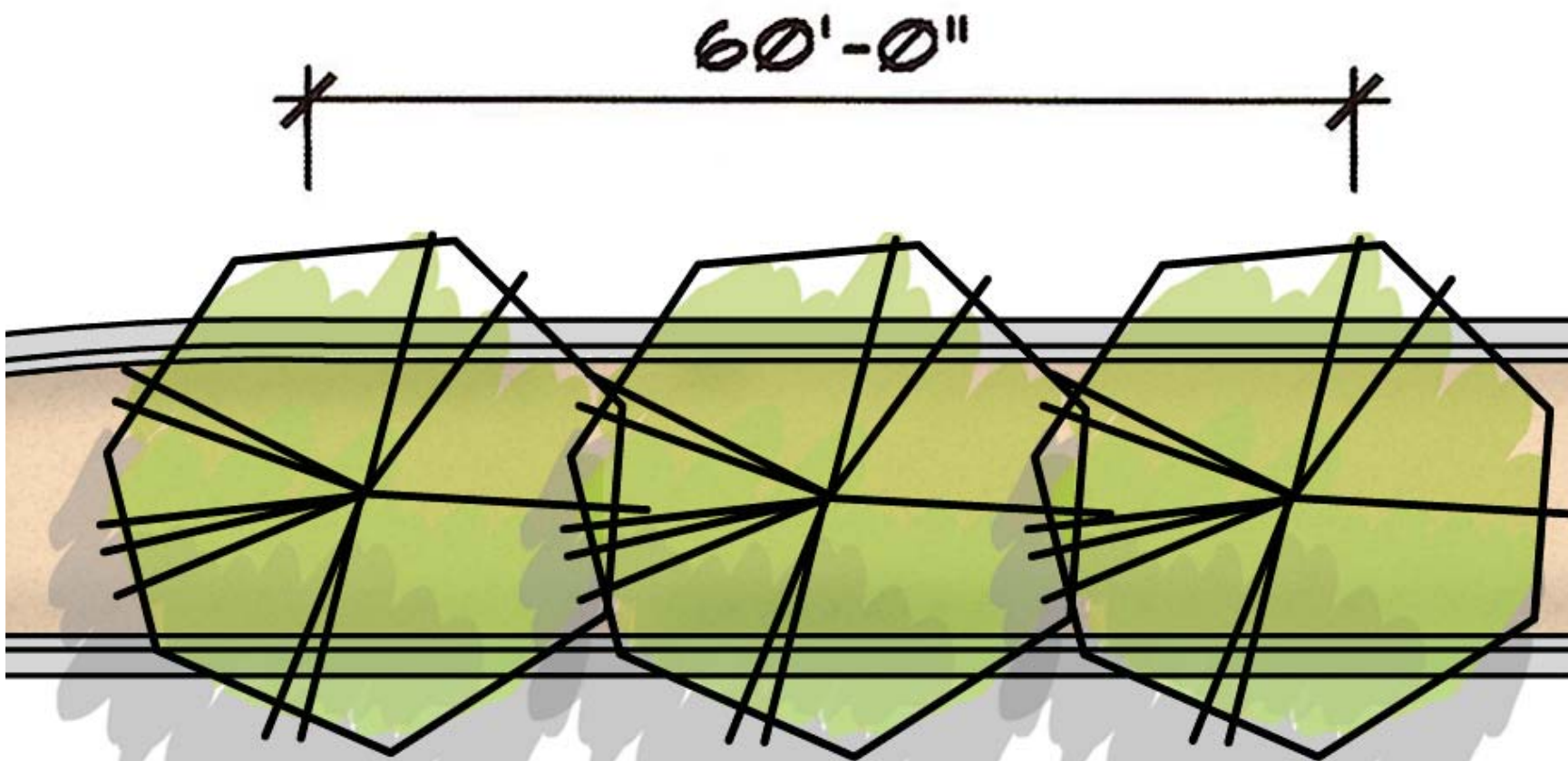
EXAMPLE LAYOUT

1" = 30'-0"



200' POD

1" = 10'-0"

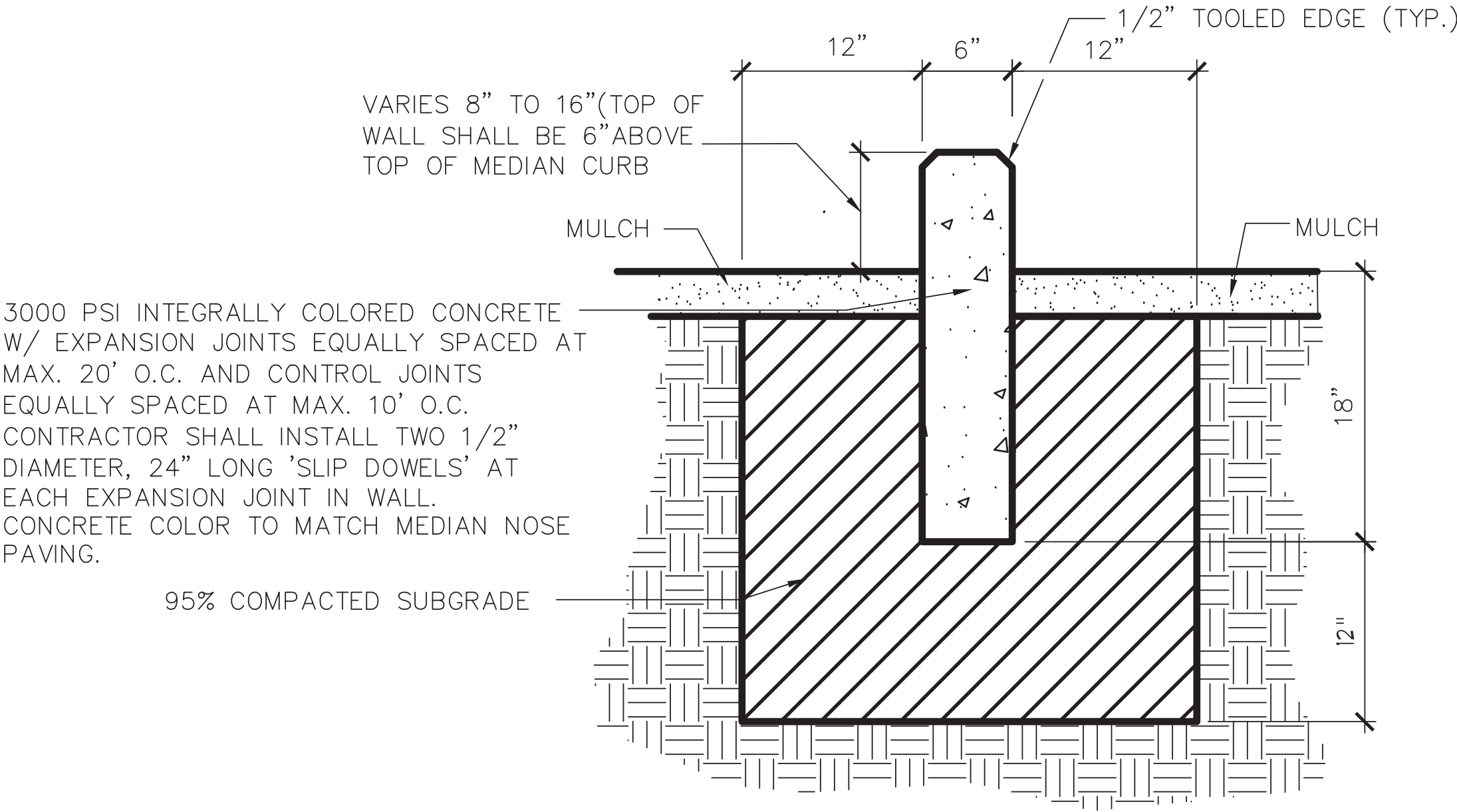


60' POD

1" = 10'-0"

PLANT LEGEND (See Master Plant List for Species and Size)

SYMBOL	PLANT TYPE	QTY. (200' POD)	QTY. (60' POD)
	SHADE TREE	6	0
	ACCENT TREE	0	3
	LARGE SHRUB	5	0
	SMALL SHRUB	17	0
	PERENNIAL	5	0



City of Albuquerque: Prototype Median Landscapes

Capital Implementation Program, Department of Municipal Development

